


# FIERY® PREP-IT™

Print-for-cut preparation software



Maximise your  
print-to-cut  
workflow

# Prepare, layout, automate

Fiery® Prep-it™ makes print-for-cut preparations easier and more efficient than ever before! With user-friendly tools, you can prepare your print and cut files in seconds.

With its free-angle, true shape nesting, Prep-it creates the most efficient nests that save valuable media and dramatically reduce waste.

Layouts are calculated at speed, and nest creation can be fully automated for hands-off cut-product production — saving you hours of prepress time.

## Let Prep-it take care of it all

Fiery Prep-it can connect to any RIP that reads PDF files, plus many different cutting tables and router types. It is also fully integrated with Fiery XF, providing connectivity to an additional 1,300+ cutters from over 80 different brands — to let Prep-it be your dedicated preparation tool for all your cut jobs.





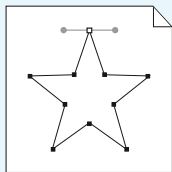
### FILE INPUT



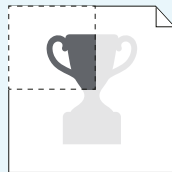
### HOT FOLDERS



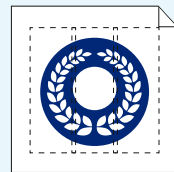
### EDITING




Cut path editing



Crop, scale, merge, and offset



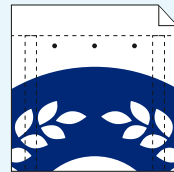
Tiling of oversized images



Marks and barcodes




Create simple cut paths



Overlap, gap, and eyelets

### NESTING



Single-sided nesting



Double-sided nesting

### PRINT FILE OUTPUT





### CUT FILE OUTPUT



### AUTOMATED JOB PROCESSING WITH PRE-DEFINED ACTIONS



### PRINTING & CUTTING



# Time is money! Media is money!

Fiery Prep-it can reduce prepress time for cut-file preparation to a fraction of the time versus manual job layout, and can even save you time and media against other true shape nesting solutions.

## Save hours of prepress time

Don't waste time on manual preparation of print-for-cut files. Prep-it offers dedicated features for quick and easy file preparation including cut path editing, tiling and paneling, single- and double-sided nesting, and more. Set up hot folders with these actions pre-defined for fully automated operation.

## Reduce expensive errors

Avoid errors caused by incorrect file preparation. Finishing errors require replanning, more material, reprinting, and recutting. With Prep-it you can make sure files are correctly prepared for finishing with the use of presets and automation.

## Print more on less material

Make sure to get the most out of your materials and your machinery. By nesting multiple objects and jobs on large sheets, you'll benefit from lower material costs, faster printing, and less material handling. Fiery Prep-it can pay for itself in as little as two months. Calculate your return on investment: [solutions.fiery.com/prepit/roi-calc/en-us](https://solutions.fiery.com/prepit/roi-calc/en-us)

## Ease of use

As a user, you are guided through the Prep-it queues for a simple and easy workflow. You can save pre-defined automation actions and select them later to shortcut all manual Prep-it steps.





The screenshot displays the Fierey Prep-it software interface. At the top, there are tabs for 'JOB QUEUE', 'NESTING QUEUE', and 'HISTORY'. A search bar is located in the top right corner. The main area is divided into a 'JOB QUEUE' table and an 'ADDITIONAL INFO' section.

File Name	Media	Customer	Qty	Due date / time	Preview
Star 1.PDF	Plywood 12 mm	Sport Inc.	10	12-07-2018 11:14	
pokal 1.PDF	Plywood 12 mm	Sport Inc.	3	12-07-2018 11:14	
krans 1.PDF	Plywood 12 mm	Sport Inc.	20	12-07-2018 11:14	
zsk_skateboard_wood_stripe_1700mm.pdf	Plywood 12 mm	Skate Store 365	20		
Emblem.PDF	PVC banner	Whisler Hiking Club	1		
ketcher.PDF	Folding Carton	Sport Outlet	5		
hangglider green.PDF	Folding Carton	Sport Outlet	5		
Cyklst.PDF	Folding Carton	Sport Outlet	5		
båd.PDF	Folding Carton	Sport Outlet	5		
w well glasses-3.pdf	Corrugated 3-4 mm	3D Tech Solutions	1		
Puzzle-racer-productivity-zsk.PDF	Acrylic 10 mm G3	Poster Shop	3		
T-shirt_back.PDF	Textile	Sports Wear Online	45		
T-shirt_front.PDF	Textile	Sports Wear Online	120		
Puzzle-colorgifs-easeofuse-zsk.PDF	Acrylic 10 mm G3	Poster Shop	3		
cykelskærm.PDF	Plast 1 mm	Bikeandmore.com	6		
100x70 poster-6.pdf	PVC banner	Poster Shop	10		

The 'ADDITIONAL INFO' section shows document details for the selected file:

Document type	PDF	Version	1.6
Creator	Adobe InDesign CC 13.1 (Ma...	Author	
File size	<1 MB	Dimension	551,4 mm * 548,3 mm
Curves	6	Curve points	30
Create date	09-07-2018 09:56:26	Entry date	09-07-2018 10:45:01

An 'IMPORT' dialog is open, showing a preview of a blue circular logo and a trophy image. The 'Job Data' section includes fields for Automation (Plywood auto prep), Customer (Sport Inc.), Order ID (12345), Due date / time (26-07-2018 16:00), Media (Plywood 12 mm), Quantity (20), and Print on (One side). A 'SEND TO NESTING' button is visible at the bottom right of the dialog.

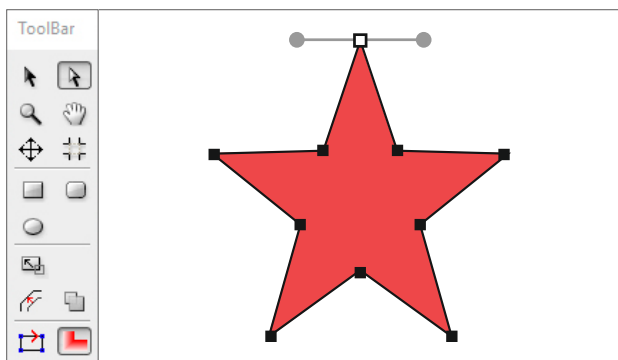
*Jobs can be prepared and submitted manually, semiautomatically (by applying an Automation preset), or fully automatically using Prep-it's integration capabilities*

## You'll only need a short introduction

Everyone with just a little knowledge of graphic design and prepress, can run the basics of Prep-it with just a 10-minute introduction. The graphical user interface is very intuitive and guides you through the many Prep-it features.

## Familiar interface

Use the comfortable Prep-it Editor for last-minute editing. The Interface and toolbar are designed to make graphic designers and prepress people feel "at home" as the tools are very similar to those they know from Adobe®.



## Online learning

From installation and job setup, through to creating automated workflows, free online training is available to walk you through all the things you need to know to get the most from Fierey Prep-it: [solutions.fierey.com/prepit/learning](https://solutions.fierey.com/prepit/learning)

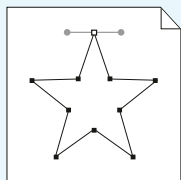
# Achieve more for less

Fiery Prep-it offers dedicated features for easy editing, powerful nesting, and flexible tiling — at a very affordable price.

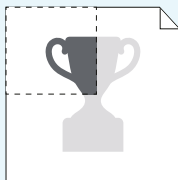
## Editing and tiling

Prep-it can tile your oversized jobs automatically. You can tile both rectangular and irregular-shaped graphics. You can process jobs that require more advanced tiling with overlaps, gap, oversize/bleed, extra white area, and eyelets. Easily do tiling of textile and PVC banners, plus prepare them for sewing and welding in seconds. You can see all changes on screen through the highly visual and user-friendly graphical user interface before processing. Prep-it generates accurate print and cut panel data without any limits on the size and number of panels.

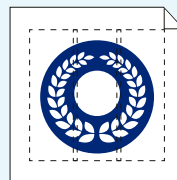
### DEDICATED TOOLS MAKE EDITING EASY AND ACCURATE



Cut path editing




Crop, scale, merge, and offset



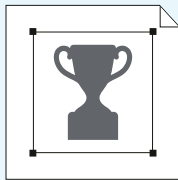
Tiling of oversized images



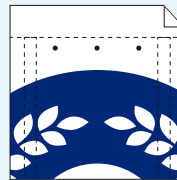
Hide print layers



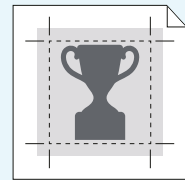
Reg. marks and barcodes



Create simple cut paths



Overlap, gap, and eyelets



Bleed



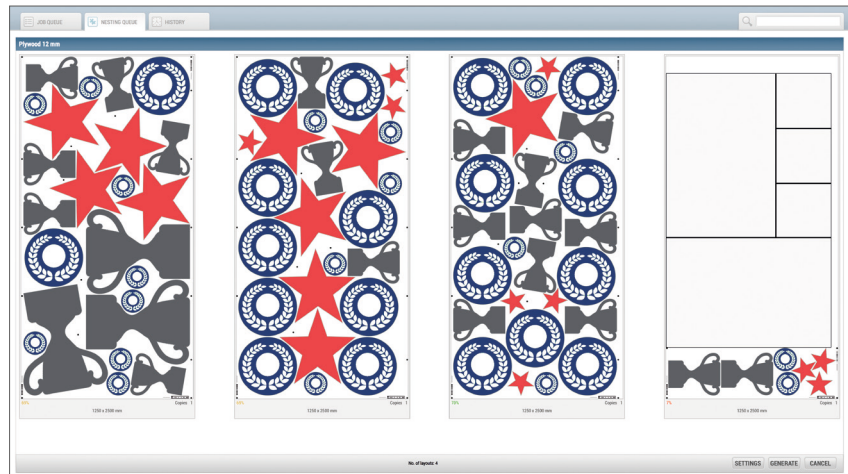
## Nesting

Benefit from powerful nesting and achieve great material savings. The Prep-it nesting queue is divided by media, allowing you to mix all jobs on the same media for maximum material use. Or, you can choose to only nest one job or jobs from the same customer together — giving you full flexibility.

You can individually set up nesting features including standard sheet sizes, rotation, margin, and distance between parts for each media.

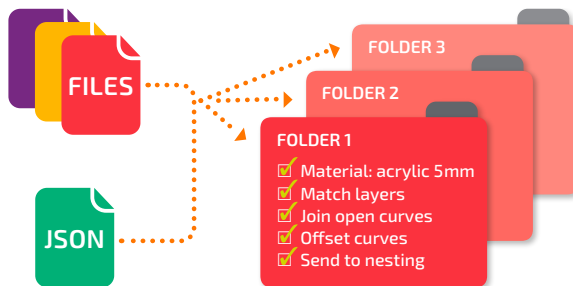
The Prep-it nesting function also handles multi-page PDF documents for double-sided nesting.

Prep-it nesting algorithms reduce nesting layouts to a minimum,



decreasing media usage, and providing faster file-handling and greater printer throughput. It even has features to handle the unavoidable remnant area of nested jobs. You can reduce scrap by having leftover

media cut and turned into “standard sheet sizes” for later use, or simply hold jobs on the last layout for later printing.



## Automation

Set up hot folders with predefined actions for automated file preparation. Then simply drop your files in the specified hot folders. You can also select predefined automation actions during import for faster manual file preparation.

## Prepare for perfect cutting

Prep-it automatically generates matching print and cut files. Barcodes and register marks are inserted to ensure perfect finishing on your Zünd cutter. No worries about finding the correct cut file. Simply scan the barcode and cut.






# The perfect workflow for businesses of all sizes

## Complete compatibility

Knowing that most large format print businesses run multiple printers and cutters from multiple brands — Prep-it is fully compatible with all RIPs that read PDF files, and all cutting solutions that accept PDF, AI or ZCC files, as well as all cutters supported by Fiery XF. You can set up multiple output devices/hot folders in Prep-it to make sure your files go to the right RIP and printer every time.



## Built for multiple users

Let your departments work in harmony. Prep-it is based on client/server architecture, which allows multiple users to access the same workflows at the same time. This offers great flexibility and efficiency. Multiple users can send files to the same nesting queue, ensuring that you use all available media to the maximum.

## Prepress workflow, web-to-print, and MIS integration

Let Fiery Prep-it handle jobs from your prepress workflow, online print shop, and MIS systems fully automatically. You can set up these systems to send print plus JSON (job definition) files to a Prep-it hot folder. Jobs are then automatically prepared, then printed and ready for cutting without any operator intervention. From the number of copies, through to cut-layer controls, JSON files can contain any print-for-cut setting that can be set with preset actions from Fiery Prep-it — delivering truly "hands free" production, as well as eliminating the need for multiple hot folders.



[Click here](#) or scan the QR code for product specifications.



For more information, please visit [www.fiery.com](http://www.fiery.com)

Nothing herein should be construed as a warranty in addition to the express warranty statement provided with Fiery, LLC products and services.

ColorGuard, ColorRight, Command WorkStation, ColorWise, Fiery, the Fiery logo, Fiery Compose, Fiery Driven, the Fiery Driven logo, Fiery Edge, Fiery Essential, Fiery HyperRIP, Fiery Impose, Fiery Impress, Fiery ImageViewer, Fiery Intensify, Fiery JobExpert, Fiery JobFlow, Fiery JobMaster, Fiery Prep-it, Fiery Prints, the Fiery Prints logo, Fiery TrueBrand, FreeForm, MicroPress, IQ, PrintMe, RIPChips, RIP-While-Print, Spot-On, Spot Pro, and WebTools are trademarks or registered trademarks of Fiery, LLC and/or its wholly owned subsidiaries in the U.S. and/or certain other countries. All other terms and product names may be trademarks or registered trademarks of their respective owners and are hereby acknowledged.

© 2023 FIERY, LLC. ALL RIGHTS RESERVED.

FTL\_043.09.23\_UK