



Fiery® Options Bundle

Xerox® AltaLink® C8100/C8200 Series Colour Multifunction Printers

Increased productivity and superior colour

The Fiery Options Bundle for the Xerox EX-c AltaLink Print Server driving the Xerox AltaLink C8100/C8200 Series Colour Multifunction Printers offers a set of software applications that enable you work more productively and achieve image quality that satisfies your expectations.

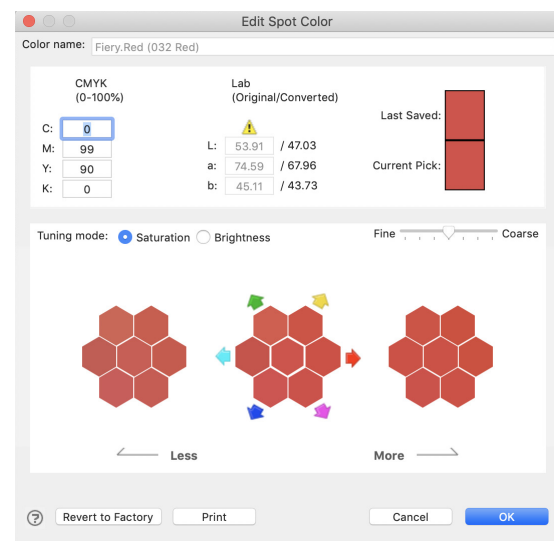
FEATURES IN THE FIERY OPTIONS BUNDLE INCLUDE:

- Fiery Spot-On™
- Fiery Hot Folders
- Fiery Virtual Printers
- Auto Trapping

FIERY SPOT-ON

Get precise spot colour matching that guarantees the accurate reproduction of corporate colours from any application, including Microsoft® Office®. Manage CMYK, RGB, and named colours on the Fiery server including all PANTONE®, HKS, Toyo, and DIC named colors, in Adobe® PostScript® or PDF documents. In addition, you can create custom colours or edit colours with an intuitive user interface.

The software also integrates with an optional Fiery ES-3000 spectrophotometer to create new spot colours from a colour swatch.



Edit spot colours with Fiery Spot-On

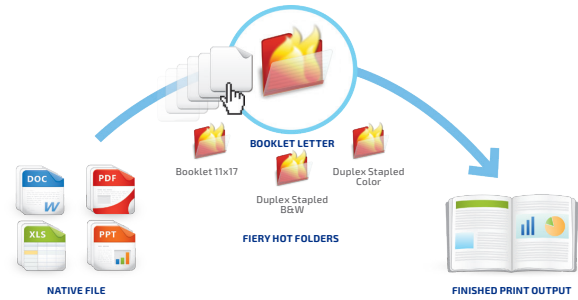




FIERY HOT FOLDERS

Automate job submission for error-free output. Create separate Hot Folders for the print settings you most frequently use and process jobs with a simple drag-and-drop action. Publish and share them with multiple users in your network to enable faster printing and minimize manual setup. Fiery Hot Folders support the following file formats*: PS, PDF, Fiery FreeForm, DOC, DOCX, XLS, XLSX, PPT, PPS, PPTX, PPSX, PUB, TIFF.

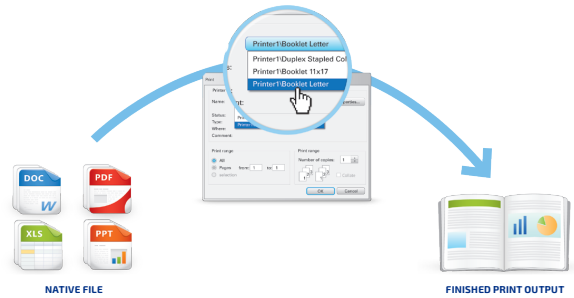
*Microsoft Office files (above) are supported when the corresponding application is installed on the same Windows client as Fiery Hot Folders. These file formats are not supported with the Mac® version of Fiery Hot Folders.



Fiery Hot Folders — drag-and-drop workflow

FIERY VIRTUAL PRINTERS


Streamline job setup times and eliminate print errors on repetitive print jobs with Virtual Printers. Perform complex jobs using preset print settings configured for tasks such as duplex printing with stapled finishing. By using predefined job settings through a Virtual Printer, regular print jobs can be automated in a snap for trouble-free printing. You can configure Fiery print actions such as Hold, Process and Hold, Print, and Print and Hold to achieve the desired workflow.



Fiery Virtual Printers — File → Print workflow

AUTO TRAPPING

Achieve smooth transition between adjacent colours with no white edges for flawless print output. Automatically trap adjacent colours to prevent the paper from showing through due to specific media and environmental conditions. Supports files originated in different software applications. The intuitive interface contains only two modes — on and off — and does not require the document designer to insert any information.



Auto Trapping on/off

For more information, please contact your Fiery sales representative.



For more information, please visit www.fiery.com

Nothing herein should be construed as a warranty in addition to the express warranty statement provided with Fiery, LLC products and services.

ColorGuard, ColorRight, Command WorkStation, ColorWise, Fiery, the Fiery logo, Fiery Compose, Fiery Driven, the Fiery Driven logo, Fiery Edge, Fiery Essential, Fiery HyperRIP, Fiery Impose, Fiery Impress, Fiery ImageViewer, Fiery Intensify, Fiery JobExpert, Fiery JobFlow, Fiery JobMaster, Fiery Prep-it, Fiery Prints, the Fiery Prints logo, Fiery TrueBrand, FreeForm, MicroPress, IQ, PrintMe, RIPChips, RIP-While-Print, Spot-On, Spot Pro, and WebTools are trademarks or registered trademarks of Fiery, LLC and/or its wholly owned subsidiaries in the U.S. and/or certain other countries. All other terms and product names may be trademarks or registered trademarks of their respective owners and are hereby acknowledged.

© 2024 FIERY, LLC. ALL RIGHTS RESERVED.

FTL_Xe_061.08.24