

Fiery[®] JobExpert

助您实现最佳打印输出的内置专家



可在使用 FS400 Pro 软件的新版 Fiery 外部服务器上使用



操作员面临的挑战



Fiery JobExpert 为您
提供帮助



Fiery JobExpert 是什么？



助您实现最佳打印输出的内置专家

Fiery JobExpert 采用突破性的新技术，可分析传入的 PDF 文件并动态选择最佳打印设定，以获得最高质量并优化生产时间


有什么功能？

1. 详细分析每个 PDF 打印作业
2. 自动设置最佳 Fiery 作业设定
3. 高效处理每个作业，以尽可能获得最佳打印质量



使用 Fiery JobExpert 的优势

- 最高打印质量
- 加快处理速度
- 经验不足的操作员第一次也能正确运行作业
- 缩短设置时间
- 减少浪费
- 可撤销操作



Fiery JobExpert 报告

查看为作业优化的设定摘要

The screenshot displays the Fiery JobExpert interface. A central window titled "Fiery JobExpert" is highlighted with a green border, showing a list of optimization settings for a job named "efi_fiery_home_furniture_sale_poster_fg_en_uk.pdf". The settings are as follows:

- Image smoothing - On**
Applied to 16 instances
Image smoothing has been enabled to minimize jaggy output when printing low resolution images.
- Spot color matching - On**
Applied to 2 instances
Spot color matching has been enabled. The Fiery server uses a built-in table to generate the closest CMYK match to spot colors that the copier/printer can produce.
- Cache PDF and PS objects - On**
Applied to 25 instances
Cache PDF and PS objects have been enabled to process the job faster.
- Use RGB embedded profiles - On**
Applied to 16 instances
Objects with embedded RGB profiles have been found. Use RGB embedded profiles has been enabled to process objects correctly.
- Composite overprint - On**
Applied to 116 instances
Composite overprint has been enabled so objects set to overprint are processed correctly.
- Optimize RGB transparency - On**
Applied to 8 instances

The background shows the Fiery Command WorkStation interface with a "SERVERS" panel on the left and a "JOB PREVIEW" panel on the right. The "JOB PREVIEW" panel shows a warning icon and the text "Preview not available". The "JOB SUMMARY" panel on the right provides details about the job, including the title, page count, media type, and calibration status.

作业优化可视化

要求启用特定设定的元素可视化



实例



使用嵌入式 ICC 特性档

- **Fiery JobExpert 可检测**
 - 嵌入式 ICC 特性档和 PDF 输出方法
- **潜在问题**
 - 使用嵌入式特性档的元素出现色差
- **Fiery JobExpert 可以**
 - 使用来源 RGB 和 CMYK 嵌入式特性档



This weekly hands-on class is taught in English at a charming cooking school in the heart of Paris Latin Quarter. There is a maximum of 6 to 8 people per class, so everyone can participate. Afterward, you will have time to savor your creations with a coffee or tea. The price includes all ingredients, printed copies of recipes and a small cooler bag to take your pastry creations with you.

We offer a range of cooking and baking classes, as well as tasting tours. Visit our website for dates and availabilities.



不使用
JobExpert



This weekly hands-on class is taught in English at a charming cooking school in the heart of Paris Latin Quarter. There is a maximum of 6 to 8 people per class, so everyone can participate. Afterward, you will have time to savor your creations with a coffee or tea. The price includes all ingredients, printed copies of recipes and a small cooler bag to take your pastry creations with you.

We offer a range of cooking and baking classes, as well as tasting tours. Visit our website for dates and availabilities.



使用
JobExpert


正确打印透明度

- **Fiery JobExpert** 可检测
 - 透明对象或投影
- 潜在问题
 - 透明对象不透明
- **Fiery JobExpert** 启用
 - APPE, 以确保输出正确

不使用
JobExpert

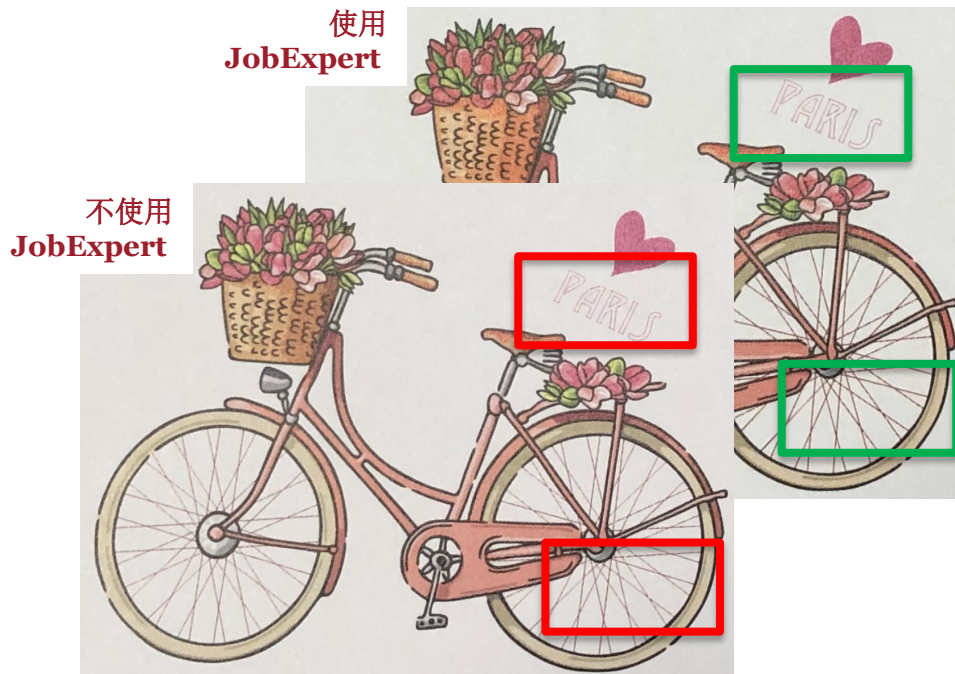


使用 **JobExpert**



生成流畅的超细线条

- **Fiery JobExpert** 可检测
 - 超细线条
- **潜在问题**
 - 细线变形或中断
- **Fiery JobExpert** 启用
 - 图像质量设定，以确保打印的细线不会中断



准确再现小尺寸文本

- **Fiery JobExpert** 可检测
 - 尺寸非常小的文本
- **潜在问题**
 - 边缘模糊、文本难以辨认
- **Fiery JobExpert** 启用
 - Dynamic HD Text and Graphics（动态高清文本/图形）*



资源



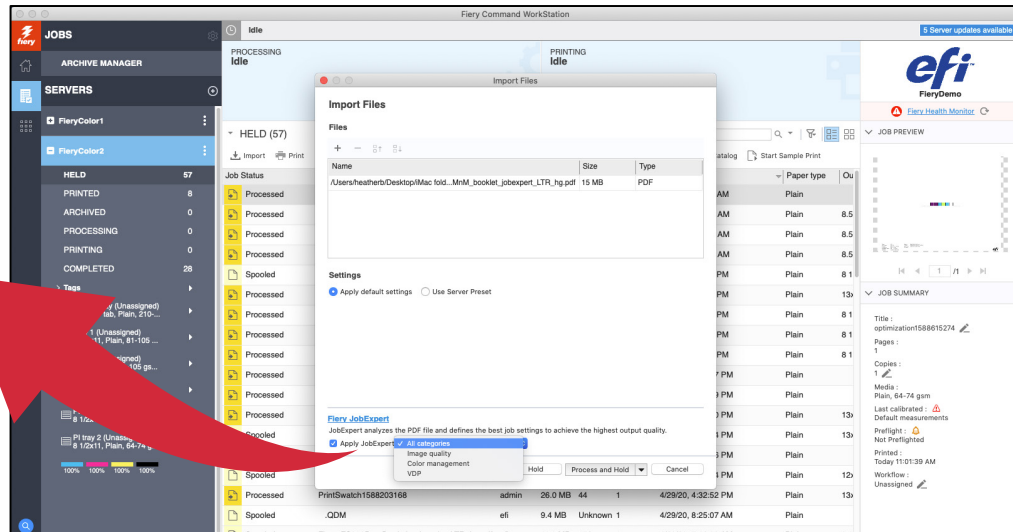
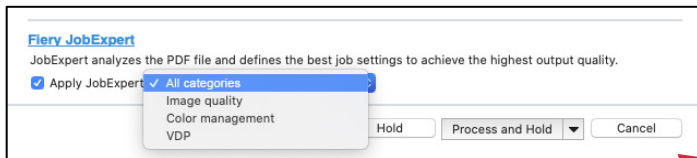
Fiery JobExpert 资源

- [Fiery JobExpert 网页](#)
 - [操作指南（包含实例）](#)
 - [演示视频](#)
- Fiery FS400 Pro 中包含：
 - 新功能概述演示
 - 新功能指南



启用 Fiery JobExpert

- 单击“应用 JobExpert”，并在导入文件时选择一个预设



启用 Fiery JobExpert

- 或者右键单击保留队列中的一个作业，然后选择“应用 JobExpert”

