


efi Fiery® VUE

Imagine. Create. Print.



Producing professional documents has never been easier.

Available free to users of Fiery Driven™ printers, Fiery® VUE is a visual, interactive desktop printing application that produces professional-looking, finished print materials quickly, easily and cost-effectively.



Imagine. Create. Print.

Unleash your imagination. Create beautiful, convincing documents that you really want to hand out to your audience. Whether you need printed presentation booklets, sales guides, training manuals or product guides, Fiery VUE can help you produce documents that look like they were produced professionally but were actually made faster and cheaper using less paper in your own department.

- Take all the complexity out of producing professional documents. Easily combine multiple files and create finished documents with just a few clicks.
- Ensure consistent, high-quality documents every time. No matter what kind of document you want to produce, what you see on the screen is exactly what you get.
- Go green and lower costs by reducing errors, trials and wasted paper. Easy printing with consistent results means less waste with up to 85% paper saving.

Fiery VUE can be launched directly from Microsoft® Office 2013, 2016, 2019, or 365*. It is designed to open Office documents or PDF files and easily prepares them for printing.

"I was so impressed. EFI thought of everything! With Fiery VUE, we will save 2-3 hours a day producing and printing our documentation. Not only will we save incredible amounts of time per project, but also significantly reduce our waste. Everyone in my office will want Fiery VUE, it will change how we print."

ANGI HAST,
PROJECT MANAGER,
COMPANY NURSE®

*Ribbon supported in 64-bit Office installations only

**Annotation supported for Fiery FS200 and newer servers

How Fiery VUE works

Fiery VUE allows you to import multiple documents in one place, combine and reorder pages, customize layouts and add the finishing touches to your final output. Before printing, you get a chance to page through the document in 2D or 3D view, so you know exactly what your final print will look like.

Professional documents are a click away

Fiery VUE automatically detects any Fiery Driven™ printer available on your network and a list of the printing capabilities that each printer offers.

To get started, launch Fiery VUE directly from the Fiery Ribbon tab in Microsoft Office Suite applications*, double click Fiery VUE shortcut or select Fiery VUE from the traditional file-print window in any application.

Fiery VUE intelligently knows the best layout of each page as you select available print options and it reorders pages, even combining documents with different page sizes.

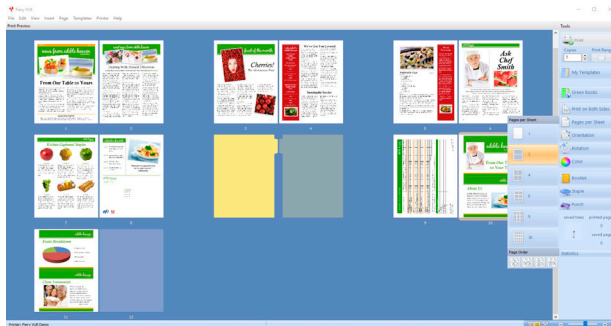
It's incredibly easy and intuitive to use all the functionalities. Just drag and drop files and pages to the places you would like; select finishing options such as booklet, stapling and punching, and do your final check by flipping through the pages in 3D view. You can even add custom header and footer text, right in Fiery VUE.** Save your favorite custom layout as a Fiery VUE template and access the template from any desktop application without even opening Fiery VUE.

If your Fiery Driven printers are managed in the corporate reprographics department (CRD) or in-plant printing facility, Fiery VUE can submit print jobs with instructions to the facility to meet even more complex production requirements.

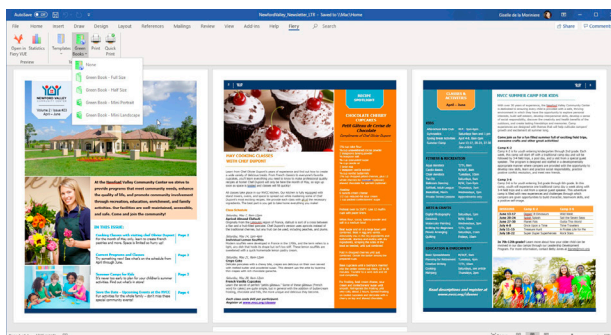
Fiery VUE enables people at all skill levels to produce fully finished documents with accurate, predictable and consistent outcomes every time.



Fiery VUE preview allows users to see and “flip-through” their document before they print with all finishing options such as folding and stapling.



Drag-and-drop to combine or reorder files and pages with intuitive interface for easy document assembly.



Access Fiery VUE right from Microsoft Office Suite applications*. Print directly using your saved templates or built-in Fiery VUE templates such as Green Books.



Green Books are automatic layout templates that are included in the Fiery VUE application. The three easy-to-use, preformatted templates enable you to create and design professional-looking pamphlets with just a few clicks. By using Green Books, you can reduce your paper usage by up to 85% from printing a standard, one slide per page, slide presentation and can recognize cost savings by eliminating unnecessary draft printouts. You can even measure your eco-savings with Green Printing Statistics which allows you to track your paper savings by day, week, month or year.

Fiery VUE technical specifications

More specifications available at www.efi.com/fieryvue.

HARDWARE REQUIREMENTS	
Monitor resolution	At least 1024x768 with 16-bit color quality
Processor	Minimum 1 GHz Intel / AMD processor or higher
RAM	Minimum 1GB or higher
Hard disk	Up to 1GB of available space may be required
CD or DVD drive	Not required
Video support	DirectX. Minimum 32 MB video RAM or higher
Internet access for installation and software updates	
OS AND SOFTWARE	
Operating system	64-bit only: Windows 10, Windows Server 2019/2016
Supported Microsoft Office Suites	64-bit or 32-bit: Office 365/2019/2016/2013 <i>Ribbon supported in 64-bit Office installations only</i>
LANGUAGE SUPPORT	
English, French, Italian, German, Spanish, Dutch, Brazilian Portuguese, Japanese and Simplified Chinese	
ENTERPRISE INSTALLATION SUPPORT	
Silent installation with System Management Server (SMS)	
MSI and Windows Installer enterprise deployment	
Installation without requiring administrator rights on the local client	



Get started today

Download for free at www.efi.com/fieryvue.

In minutes, you will be creating and printing professional, customized work materials right from your own desktop. Whether you need to produce revenue forecasts, sales guides, training manuals or legal contracts, Fiery VUE can help you produce documents that look like they were produced professionally but were actually made faster and cheaper using less paper.

EFI fuels success.

We develop breakthrough technologies for the manufacturing of signage, packaging, textiles, ceramic tiles, and personalised documents, with a wide range of printers, inks, digital front ends, and a comprehensive business and production workflow suite that transforms and streamlines the entire production process, increasing your competitiveness and boosting productivity. Visit www.efi.com or call 650-357-3500 for more information.



Nothing herein should be construed as a warranty in addition to the express warranty statement provided with EFI products and services.

AutoCal, Auto-Count, Best Eye, ColorGuard, ColorPASS, ColorRight, ColorWise, Command WorkStation, Cretachrom, Cretaprint, the Cretaprint logo, Cretaprinter, Cretaroller, Digital StoreFront, Distancing Graphics, Divisional Graphics, DocBuilder, Dynamic Wedge, EDOX, EFI, the EFI logo, Electronics For Imaging, EPCount, EPPhoto, EPRegister, EPStatus, Estimate, FabriVu, Fast-4, FASTRIP, FASTDRIVE, Fiery, the Fiery logo, Fiery Compose, Fiery Driven, the Fiery Driven logo, Fiery DesignPro, Fiery Edge, Fiery Impose, Fiery ImageViewer, Fiery Intensify, Fiery JobExpert, Fiery JobFlow, Fiery JobMaster, Fiery Navigator, Fiery Prints, the Fiery Prints logo, FreeForm, GameSys, Hagen, InkIntensity, Inkware, IQ, iQuote, LapNet, Lector, Logic, MarketDirect StoreFront, MarketDirect VDP, MarketDirect Cross Media, Metrics, Metrix, MicroPress, Monarch, Monarch Planner, OneFlow, Optima, Optitex, Organizing Print, Pace, Pecos, Pecos Vision, PC-Topp, PressVu, PrinterSite, PrintFlow, PrintMe, the PrintMe logo, PrintSmith, PrintSmith Site, PrintSmith Vision, PrintStream, Profile, Process Shipper, Prograph, ProGraphics, PSI, PSI Flexo, Radius, RIPChips, RIP-While-Print, SafeGuard Graphics, Spot-On, Spot Pro, Synchro 7, Technique, UltraDrop, UltraPress, UltraTex, UltraVu, UV Series 50, VisualCal, VUTEk, the VUTEk logo, and WebTools are trademarks or registered trademarks of Electronics For Imaging, Inc. and/or its wholly owned subsidiaries in the U.S. and/or certain other countries.

All other terms and product names may be trademarks or registered trademarks of their respective owners and are hereby acknowledged.

© 2020 ELECTRONICS FOR IMAGING, INC. ALL RIGHTS RESERVED. | WWW.EFI.COM

FTL_075.09.20